


6 pastilles inclus / 6 pads included




Garniture compatible avec les inverseurs ci-dessous

Trim compatible with the diverters below



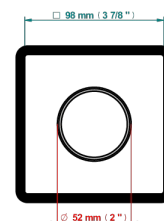
48M2SPSA
48M2SPUSA
48M2SPSA/W



48M2SOA
48M2SOUSA
48M2SOA/W



49M3SPSA
49M3SPSUSA
49M3SPSA/W



Tube / Pipe Joint Plaque / Seal Plate

77714

01/12/2021

CARACTERÍSTICAS

- Icon-x
- Trim for wall mounted diverter, 2 ways - ref. 48M2 and 3 ways - ref. 49M3

PRODUCTOS RELACIONADOS

- Ref. G00-48M2SOUSA Corps d'inverseur 3 voies mural à encastrer (1 arrivée 3/4" NPT - 2 sorties 1/2" NPT- pas de fonction arrêt) avec cartouche céramique - sans garniture - Standard US
- Ref. G00-48M2SPSUSA Wall mounted 3-way diverter with ceramic cartridge for concealed installation- 1 inlet 3/4" and 2 outlets 1/2" with positive top, no shared ports - no trim
- Ref. G00-49M3SPSUSA Coprs d' inverseur 4 voies mural à encastrer (1 arrivée 3/4" - 3 sorties 1/2"avec position Stop) avec cartouche céramique - sans garniture - standard US

ACABADOS DISPONIBLES

Cerámica negra mate - D30
Cromo - A02
Cromo mate - C02
Dorado - F01
Dorado mate - F07
Dorado pálido - F30

Dorado pálido mate (sin barniz) - F31
Níquel - B01
Níquel mate - C01
Níquel viejo - H28
Pvd blush - H62
Pvd blush mate - H60

Pvd color latón - H49
Pvd color latón mate - H50
Pvd color níquel - H55
Pvd color níquel mate - H56
Pvd color oro - H52
Pvd color oro mate - H53

Pvd grafito - H64
Pvd grafito mate - H65
Pvd marrón bronce - F33
Pvd marrón bronce mate - F34
Pvd umber - H66
Pvd umber mate - H67