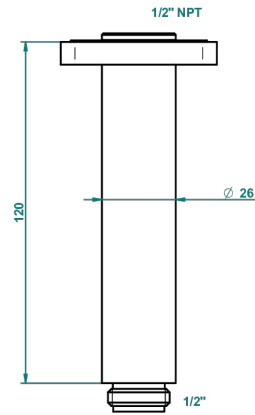
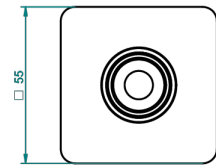



PROFIL ONICE NEGRO

A6N-82V/US

Vertical shower arm & flange ceiling mounted 1/2

THG[®]
PARIS



22020

04/12/2015

CARACTERÍSTICAS

- Profil Onice negro
- Vertical shower arm & flange ceiling mounted 1/2

ACABADOS DISPONIBLES

Bronce claro - D01
Cerámica negra mate - D30
Cobre viejo mate - H07
Cromo - A02
Cromo / dorado - G02
Cromo mate - C02

Dorado - F01
Dorado mate - F07
Dorado pálido - F30
Dorado pálido mate (sin barniz) - F31
Níquel - B01
Níquel mate - C01

Níquel viejo - H28
Pvd blush - H62
Pvd blush mate - H60
Pvd color latón - H49
Pvd color latón mate - H50
Pvd color níquel - H55

Pvd color níquel mate - H56
Pvd color oro - H52
Pvd color oro mate - H53
Pvd grafito - H64
Pvd grafito mate - H65
Pvd marrón bronce - F33

Pvd marrón bronce mate - F34
Pvd umber - H66
Pvd umber mate - H67