

# CHEVERNY LAPIS LAZULI

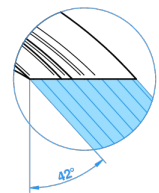
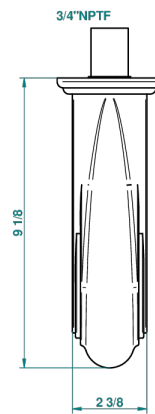
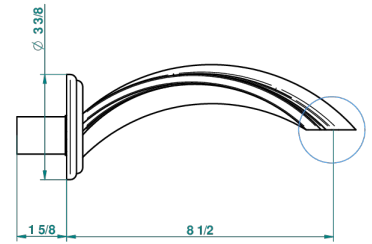
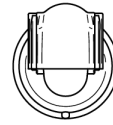
A1T-22SG/US

Wall mounted tub spout

THG<sup>®</sup>  
PARIS



JS



19245

12/12/2011

## CHARACTERISTIC

- ASME : ASME A112.18.1-2011/CSA B125.1-11

## STANDARDS



## AVAILABLE FINITIONS

Black ceram - D30  
Blush PVD - H62  
Brass color PVD - H49  
Brown bronze color PVD - F33  
Chrome polished - A02  
Chrome polished / gold polished - G02

Gold color PVD - H52  
Gold mat - F07  
Gold polished - F01  
Graphite PVD - H64  
Matt Umber PVD - H67  
Matt blush PVD - H60

Matt brass color PVD - H50  
Matt brown bronze color PVD - F34  
Matt chrome (American satin) - C02  
Matt gold color PVD - H53  
Matt graphite PVD - H65  
Matt nickel (American satin) - C01

Matt nickel color PVD - H56  
Nickel antique / Sovereign - H28  
Nickel color PVD - H55  
Nickel polished - B01  
Soft gold - F30  
Soft matt gold - F31

Umber PVD - H66